



Strengths and Needs Assessment

Instructions: Each of the statements listed are teaching practices. Read each statement and identify how much you know about the practice, how much support you need to use the practice, and how often you use the practice. For each of the eight teaching practices, circle one number in each column. Then, select your top 5 priority practices, and rate those from 1 – 5, number one being your top priority.



Teacher : _____ Coach: _____ Date: _____

Teaching Practices	How much do you know about this Practice?	How much support do you need to use this practice?	How often do you use this practice?	Priorities
	Just Learning - I could teach Others	A lot ----- None	Never ----- Every Day	1-5
1. The teacher in collaboration with support staff conducts a functional assessment to select AT by recording information about the strengths and needs of individual children in early literacy activities.	<input type="checkbox"/> 1 <input type="checkbox"/> 2 <input type="checkbox"/> 3 <input type="checkbox"/> 4 <input type="checkbox"/> 5	<input type="checkbox"/> 1 <input type="checkbox"/> 2 <input type="checkbox"/> 3 <input type="checkbox"/> 4 <input type="checkbox"/> 5	<input type="checkbox"/> 1 <input type="checkbox"/> 2 <input type="checkbox"/> 3 <input type="checkbox"/> 4 <input type="checkbox"/> 5	
2. Teacher and support staff arrange the environment (e.g., placing materials within reach, positioning child toward AT, using adapted materials) and consistently support each child who has difficulty using materials/equipment while encouraging child participation and independence in early literacy activities and routines.	<input type="checkbox"/> 1 <input type="checkbox"/> 2 <input type="checkbox"/> 3 <input type="checkbox"/> 4 <input type="checkbox"/> 5	<input type="checkbox"/> 1 <input type="checkbox"/> 2 <input type="checkbox"/> 3 <input type="checkbox"/> 4 <input type="checkbox"/> 5	<input type="checkbox"/> 1 <input type="checkbox"/> 2 <input type="checkbox"/> 3 <input type="checkbox"/> 4 <input type="checkbox"/> 5	



IMPROVING LITERACY THROUGH TECHNOLOGY

Teaching Practices	How much do you know about this Practice?	How much support do you need to use this practice?	How often do you use this practice?	Priorities
	Just Learning - I could teach Others	A lot ----- None	Never ----- Every Day	1-5
3. Positive behavior supports (PBS), including visual supports are used to increase desired behaviors and adults monitor children’s responses to PBS and adjust the type, level of intensity, and duration of support as-needed.	<input type="checkbox"/> 1 <input type="checkbox"/> 2 <input type="checkbox"/> 3 <input type="checkbox"/> 4 <input type="checkbox"/> 5	<input type="checkbox"/> 1 <input type="checkbox"/> 2 <input type="checkbox"/> 3 <input type="checkbox"/> 4 <input type="checkbox"/> 5	<input type="checkbox"/> 1 <input type="checkbox"/> 2 <input type="checkbox"/> 3 <input type="checkbox"/> 4 <input type="checkbox"/> 5	
4. Teacher and support staff facilitate each child’s communication throughout the day by incorporating augmentative and alternative communication (AAC) supports.	<input type="checkbox"/> 1 <input type="checkbox"/> 2 <input type="checkbox"/> 3 <input type="checkbox"/> 4 <input type="checkbox"/> 5	<input type="checkbox"/> 1 <input type="checkbox"/> 2 <input type="checkbox"/> 3 <input type="checkbox"/> 4 <input type="checkbox"/> 5	<input type="checkbox"/> 1 <input type="checkbox"/> 2 <input type="checkbox"/> 3 <input type="checkbox"/> 4 <input type="checkbox"/> 5	
5. Props, adapted books, visual supports, eBooks, and/or other materials are used during shared reading to increase children’s participation and comprehension.	<input type="checkbox"/> 1 <input type="checkbox"/> 2 <input type="checkbox"/> 3 <input type="checkbox"/> 4 <input type="checkbox"/> 5	<input type="checkbox"/> 1 <input type="checkbox"/> 2 <input type="checkbox"/> 3 <input type="checkbox"/> 4 <input type="checkbox"/> 5	<input type="checkbox"/> 1 <input type="checkbox"/> 2 <input type="checkbox"/> 3 <input type="checkbox"/> 4 <input type="checkbox"/> 5	
6. The teacher and support staff adapt the environment, learning activities, and/or access to toys to support the participation of children with vision and/or hearing impairments.	<input type="checkbox"/> 1 <input type="checkbox"/> 2 <input type="checkbox"/> 3 <input type="checkbox"/> 4 <input type="checkbox"/> 5	<input type="checkbox"/> 1 <input type="checkbox"/> 2 <input type="checkbox"/> 3 <input type="checkbox"/> 4 <input type="checkbox"/> 5	<input type="checkbox"/> 1 <input type="checkbox"/> 2 <input type="checkbox"/> 3 <input type="checkbox"/> 4 <input type="checkbox"/> 5	



IMPROVING LITERACY THROUGH TECHNOLOGY

Teaching Practices	How much do you know about this Practice?	How much support do you need to use this practice?	How often do you use this practice?	Priorities
	Just Learning - I could teach Others	A lot ----- None	Never ----- Every Day	1-5
7. Adapted writing tools, switches, writing apps, and/or other materials are used during pre-writing, writing, and drawing activities to increase participation in large group, small group, and one-to-one instruction.	<input type="checkbox"/> <input type="checkbox"/> <input type="checkbox"/> <input type="checkbox"/> <input type="checkbox"/> 1 2 3 4 5	<input type="checkbox"/> <input type="checkbox"/> <input type="checkbox"/> <input type="checkbox"/> <input type="checkbox"/> 1 2 3 4 5	<input type="checkbox"/> <input type="checkbox"/> <input type="checkbox"/> <input type="checkbox"/> <input type="checkbox"/> 1 2 3 4 5	
8. Adults provide individualized switch access and AT supports to encourage child participation in classroom activities.	<input type="checkbox"/> <input type="checkbox"/> <input type="checkbox"/> <input type="checkbox"/> <input type="checkbox"/> 1 2 3 4 5	<input type="checkbox"/> <input type="checkbox"/> <input type="checkbox"/> <input type="checkbox"/> <input type="checkbox"/> 1 2 3 4 5	<input type="checkbox"/> <input type="checkbox"/> <input type="checkbox"/> <input type="checkbox"/> <input type="checkbox"/> 1 2 3 4 5	

Strengths I want to share with my coach...
